



Amawaterways Zambezi Queen



The beautiful Zambezi Queen was specifically designed for safari river cruising on the Chobe River and offers a sophisticated design to maximize animal sightings.


With a design specific for safari river cruising on the Chobe River, the 28-passenger Zambezi Queen (2009) offers a sophisticated onboard experience designed to maximize animal sightings. Your comfort is ensured when staying in any of the 14 balcony staterooms (which range up to 300 sq. ft), all decorated in contemporary style. The air-conditioned top deck of the ship offers a dining room, lounge, bar and pool area for your comfort. Enjoy game watching from your stateroom, or visit the top deck for a beverage, sun bathing and more game watching. Peruse the library of books, enjoy a board game and explore the riverbanks of the Chobe River on the Zambezi Queen.


Built in 2009 in Namibia
 Length 150 ft., width 25.6 ft.
 Crew 22 (African)
 Staterooms 10, suites 4
 Registry Namibia, homeport Kasane


Deckplan:


Africa


Tell a friend:








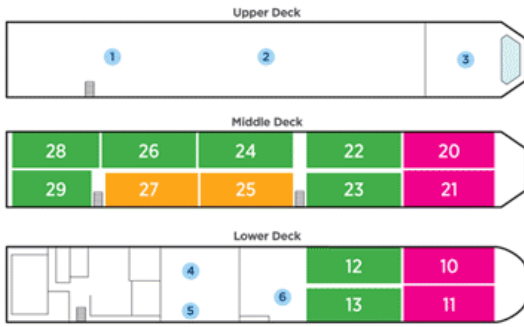
 Send this URL

 Print this page

 [Download this page in pdf](#)

Categories

Comfort	
Comfort Plus	
Premium	
Premium Plus	
Deluxe	



For a larger deck plan please visit www.AmaWaterways.com

- MS Lower & Middle Decks
Master Suite - Balcony - 300 sq. ft.
- Cat. SA Lower & Middle Decks
Suite - Balcony - 235 sq. ft.
- Cat. SB Middle Deck
Suite - Balcony - 215 sq. ft.

Deck Plan

- 1 Dining Room
- 2 Lounge
- 3 Pool Deck
- 4 Gift Shop & Cruise Director's Office
- 5 Reading Room
- 6 Boarding Area

Technical Data

Built: 2009
 Length: 150 ft.
 Width: 25.6 ft.
 Crew: 22
 Staterooms: 14
 Passengers: 28
 Registry: Namibia



Eco-Tourism

- Responsibility towards the environment forms the foundation upon which the Zambezi Queen was built.
- A water jet propulsion system replaces the conventional propeller system, causing no damage to the river bed.
 - Only the latest fuel efficient and low emission generators are run during daylight hours, with the boat operating on battery power through the night.
 - Hot water is provided by a solar heating system.
 - Energy-saving lights throughout.
 - Water-saving taps and showers.
 - Onboard sewage processing plant.
 - Cleaning detergents and soaps are biodegradable.
 - Five-stage water purification plant, using river water in showers and tap.

Welcome
 Film
 Contact
 Ships

Danube
 Rhine, Moselle & Main
 Rhône, Saône & Seine
 Elbe
 Wolga & Dnepr
 Douro
 Christmas & New Year Cruises

Promotions
 Seacruises

Brochure
 Contact
 Terms & Conditions (NL + FR)

